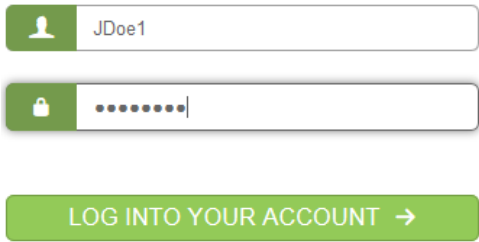
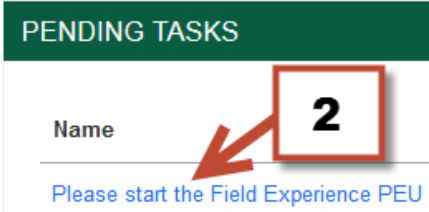
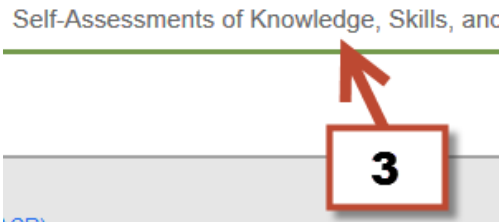

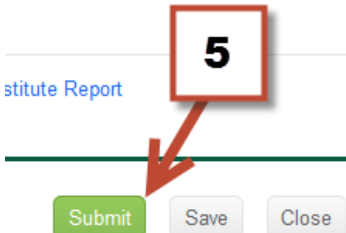


Submit a field experience in Tk20

<p>1. Log into Tk20 at Brockport.tk20.com</p> <p>Use your Brockport NetID as the username and password.</p>	
<p>2. Click on the appropriate link under the “Pending Tasks” heading.</p> <p>Alternatively, you can go to the “Field Experience” tab in the left navigation bar to access all Field Experiences.</p>	
<p>3. After accessing the field experience, you will see several tabs appear. The “Candidate Self-Assessment” tab is where you will complete and submit your self-assessment(s). There may be additional tabs where you can complete a form to provide feedback to the college.</p>	
<p>4. After accessing the “Self-Assessment” tab, click on the “Select” button(s) to begin the self-assessment.</p> <p>A box will appear with the assessment. Use the buttons to complete the assessment. When finished, scroll to the very bottom of the form and click the green “Add” button.</p>	
<p>5. After completing all self-assessments, click the “Submit” button to submit the file(s) to your professor.</p>	
<p>6. After the field experience has been assessed by your site supervisor/school based teacher educator, you will be able to access the assessment by clicking on the “Assessment” tab, and then the link to the assessment form(s).</p>	