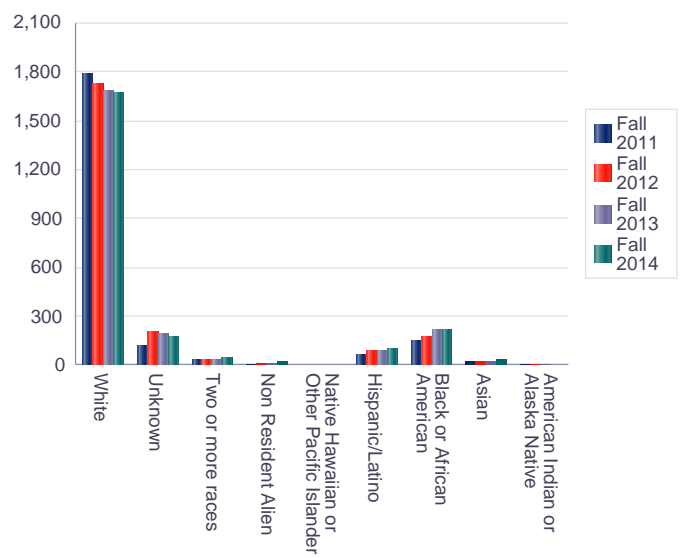
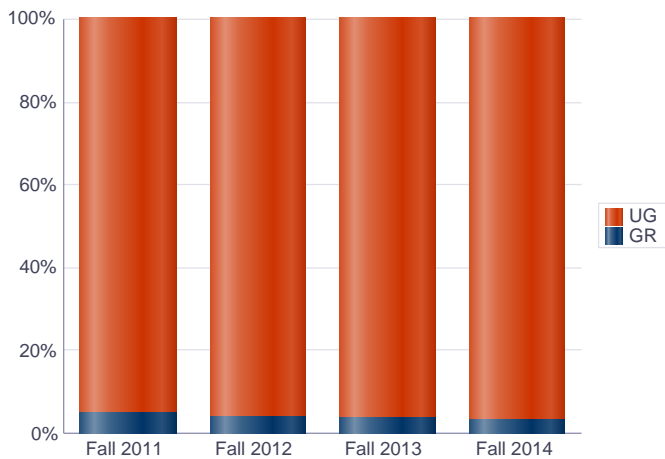
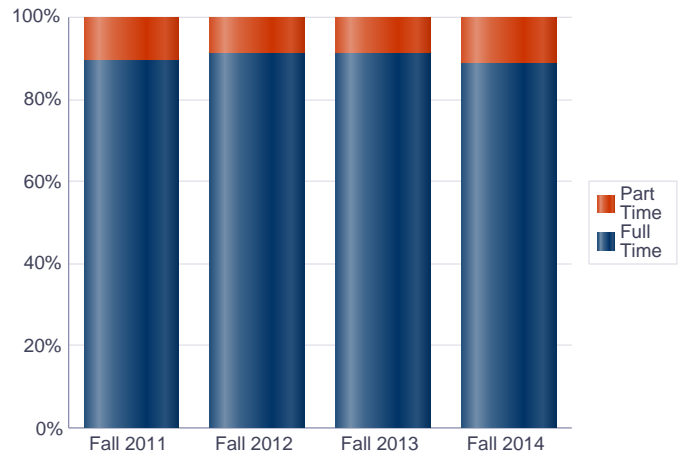
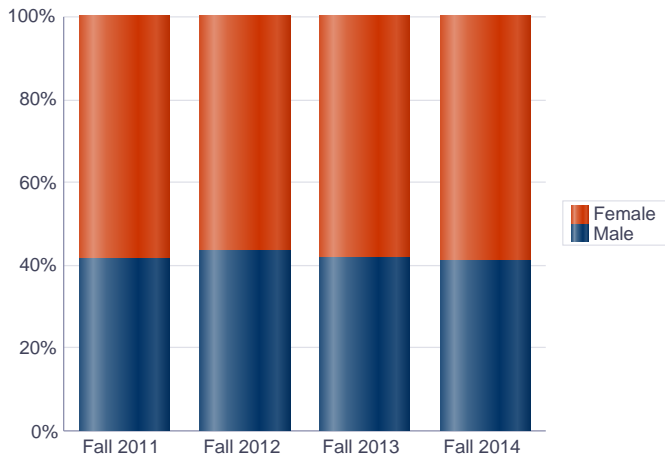


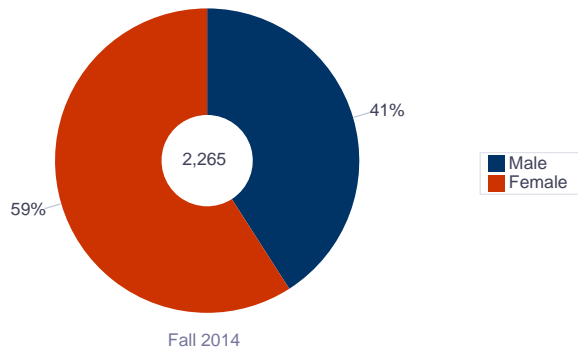
Enrollment

School of Health & Human Performance

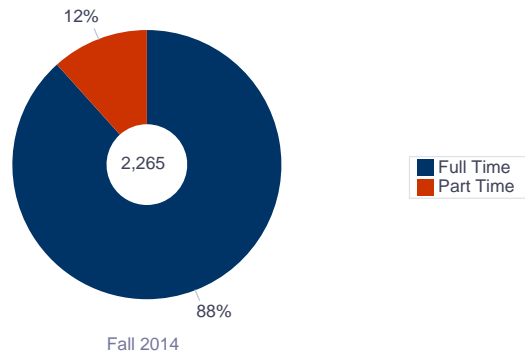


School of Health & Human Performance

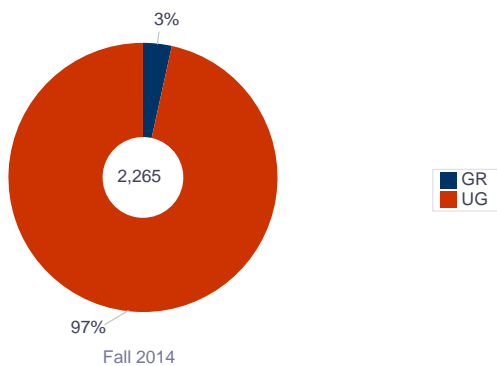
Fall 2014 Gender



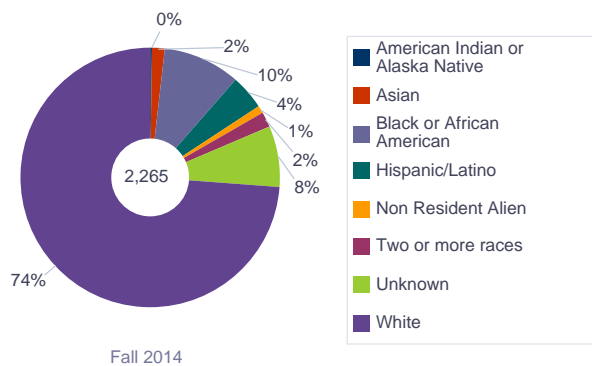
Fall 2014 Time Status



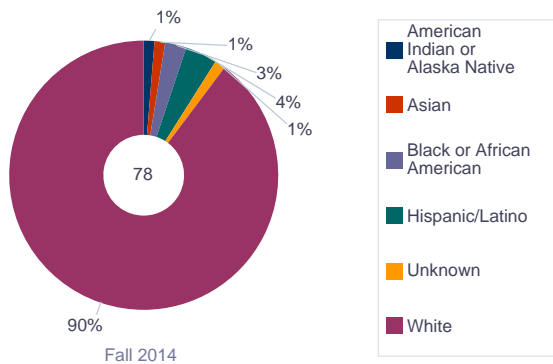
Fall 2014 Level



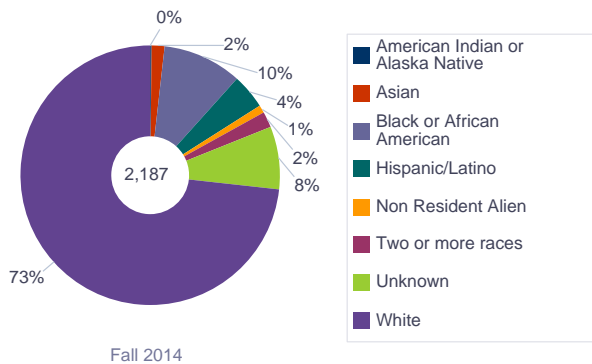
Fall 2014 Race/Ethnicity



Fall 2014 **GR** Race/Ethnicity
Enrollment: 78

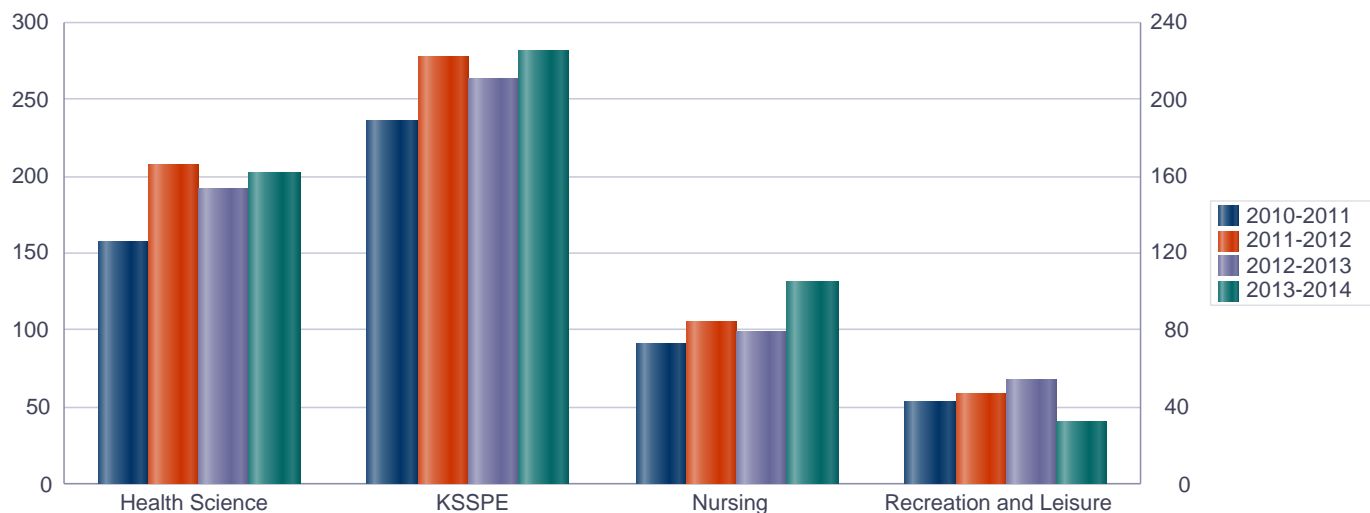


Fall 2014 **UG** Race/Ethnicity
Enrollment: 2187



Degrees Awarded

School of Health and Human Performance

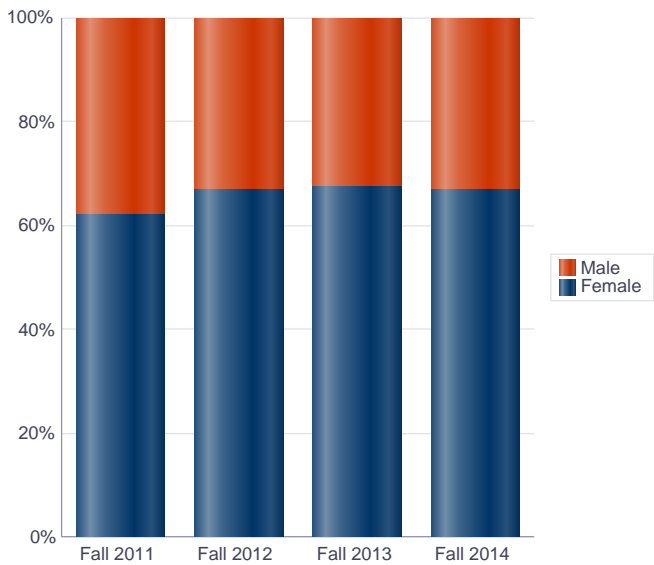


			2010-2011	2011-2012	2012-2013	2013-2014
Total School - by Level, Dept, Major			536	517	621	653
Baccalaureates	Health Science	Health Science	155	157	178	186
		<i>Subtotal</i>	<i>155</i>	<i>157</i>	<i>178</i>	<i>186</i>
	KSSPE	Athletic Training	3	9	8	16
		Exercise Science	16	22	37	49
		Kinesiology	15	21	33	47
		Physical Education	156	123	107	103
		Sports Management	4	19	37	40
		<i>Subtotal</i>	<i>194</i>	<i>194</i>	<i>222</i>	<i>255</i>
	Nursing	Nursing	91	84	99	131
		<i>Subtotal</i>	<i>91</i>	<i>84</i>	<i>99</i>	<i>131</i>
	Recreation and Leisure	Recreation And Leisure Studies	41	40	57	38
		<i>Subtotal</i>	<i>41</i>	<i>40</i>	<i>57</i>	<i>38</i>
<i>Subtotal</i>			<i>481</i>	<i>475</i>	<i>556</i>	<i>610</i>
Masters	Health Science	Alternate Health Education		4	8	10
		Health Education	2	3	3	2
		Health Teacher		1	2	3
		<i>Subtotal</i>	<i>2</i>	<i>8</i>	<i>13</i>	<i>15</i>
	KSSPE	Physical Education	41	27	41	25
		<i>Subtotal</i>	<i>41</i>	<i>27</i>	<i>41</i>	<i>25</i>
	Recreation and Leisure	Recreation & Leisure	12	7	11	3
		<i>Subtotal</i>	<i>12</i>	<i>7</i>	<i>11</i>	<i>3</i>
<i>Subtotal</i>			<i>55</i>	<i>42</i>	<i>65</i>	<i>43</i>

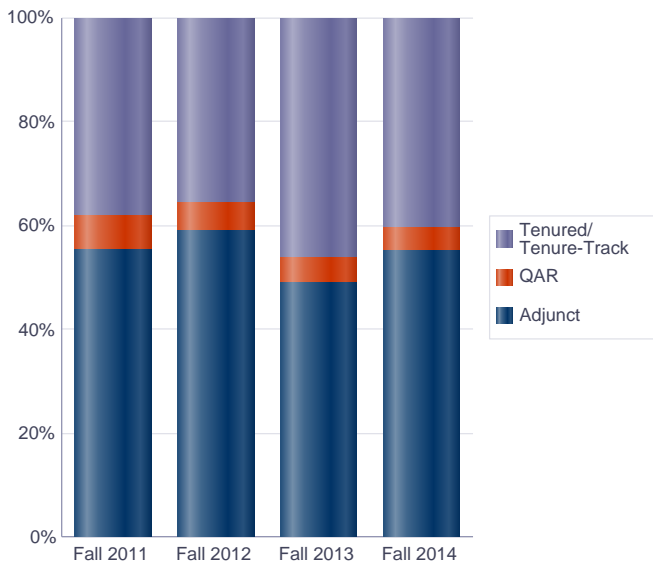
Faculty

School of Health & Human Performance

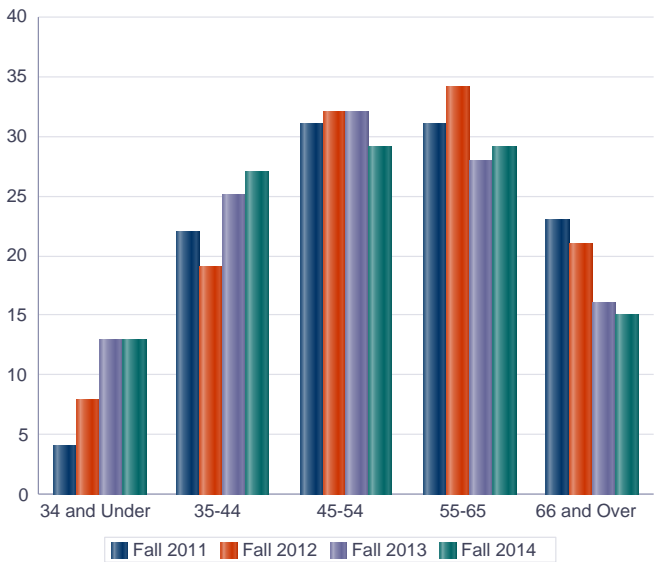
Gender



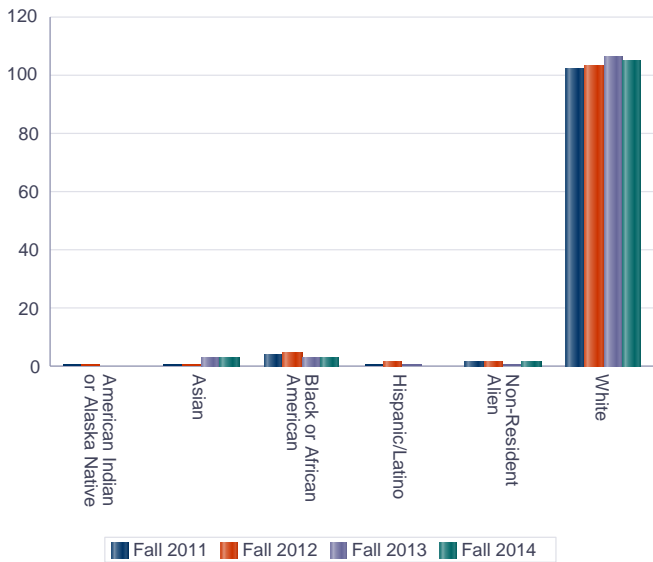
Faculty Type



Age Range



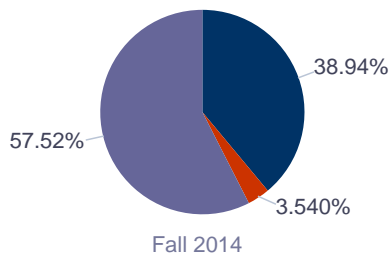
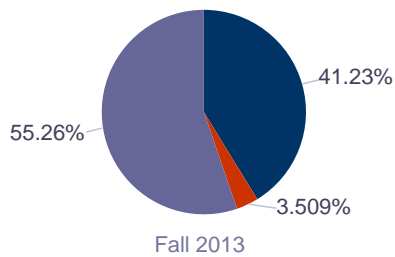
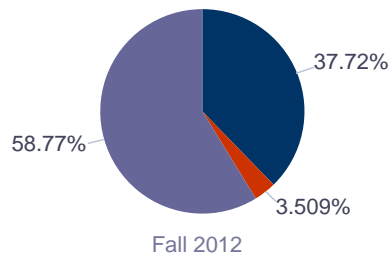
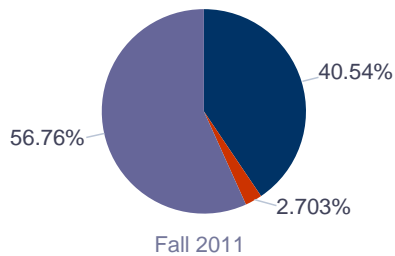
Race/Ethnicity



Faculty

School of Health & Human Performance

		Fall 2011	Fall 2012	Fall 2013	Fall 2014
Total		111	114	114	113
Health Science	Tenured/ Tenure-Track	12	11	10	11
	QAR	2	2	3	2
	Adjunct	15	17	16	15
	<i>Subtotal</i>	29	30	29	28
KSSPE	Tenured/ Tenure-Track	23	22	25	23
	QAR		2	1	2
	Adjunct	28	29	22	25
	<i>Subtotal</i>	51	53	48	50
Nursing	Tenured/ Tenure-Track	7	7	8	7
	QAR	1			
	Adjunct	14	17	21	21
	<i>Subtotal</i>	22	24	29	28
Recreation And Leisure	Tenured/ Tenure-Track	3	3	4	3
	Adjunct	6	4	4	4
	<i>Subtotal</i>	9	7	8	7



Faculty

School of Health & Human Performance

Instructional FTE and Count

	Fall 2011		Fall 2012		Fall 2013		Fall 2014	
	FTE	Count	FTE	Count	FTE	Count	FTE	Count
Total	71.4	115	71.2	122	78.4	124	71.2	114
Health Science	17.8	29	17.4	30	18.4	32	15.6	27
KSSPE	33.4	53	32.9	59	34.7	54	31.8	51
Nursing	14.4	23	15.4	25	18.8	29	18.0	28
Recreation And Leisure	5.8	10	5.5	8	6.5	9	5.8	8

Total Credit Hours, Hours by Instructional FTE

	Fall 2011		Fall 2012		Fall 2013		Fall 2014	
	Hrs	Hrs/FTE	Hrs	Hrs/FTE	Hrs	Hrs/FTE	Hrs	Hrs/FTE
Total	17,854.5	534.0	18,700.0	568.8	20,187.5	581.8	18,993.5	597.5
Health Science	5,004.0	281.9	5,109.0	294.0	4,942.0	269.0	4,798.0	306.7
KSSPE	8,827.0	264.0	9,348.0	284.3	9,798.0	282.4	8,605.0	270.7
Nursing	2,058.0	142.8	2,596.0	168.4	3,682.0	195.9	3,814.0	211.4
Recreation And Leisure	1,965.5	341.8	1,647.0	299.5	1,765.5	271.6	1,776.5	309.0