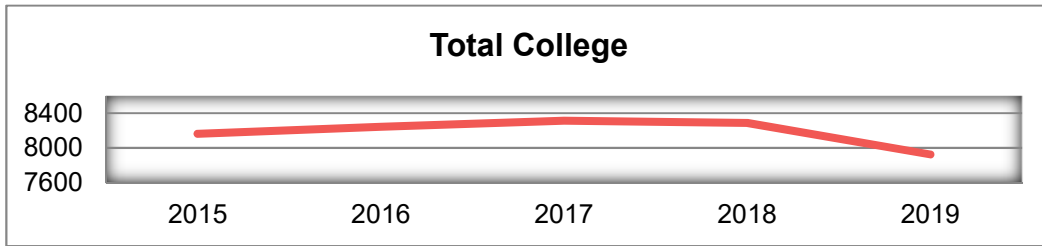


ENROLLMENT SUMMARY Fall Semesters

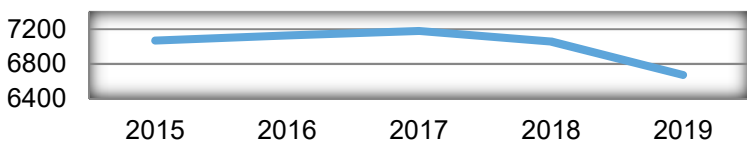
TOTAL COLLEGE



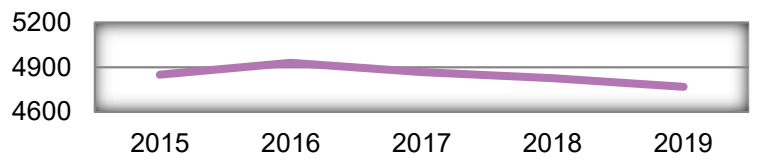
	<u>2015</u>			<u>2016</u>			<u>2017</u>			<u>2018</u>			<u>2019</u>		
	<u>Total</u>	<u>Full-Time</u>	<u>Part-Time</u>	<u>Total</u>	<u>Full-Time</u>	<u>Part-Time</u>	<u>Total</u>	<u>Full-Time</u>	<u>Part-Time</u>	<u>Total</u>	<u>Full-Time</u>	<u>Part-Time</u>	<u>Total</u>	<u>Full-Time</u>	<u>Part-Time</u>
Total College	8161	6726	1435	8243	6720	1523	8313	6772	1541	8287	6696	1591	7924	6309	1615

UNDERGRADUATES

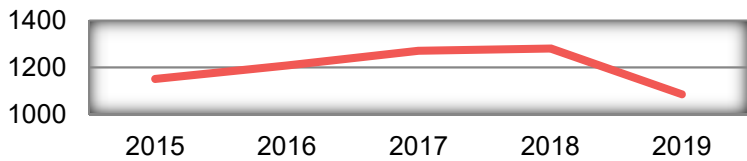
Total Undergraduates



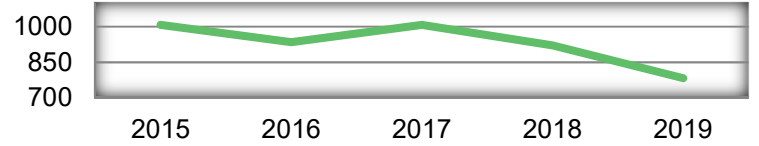
Continuing/Returning



New Freshmen



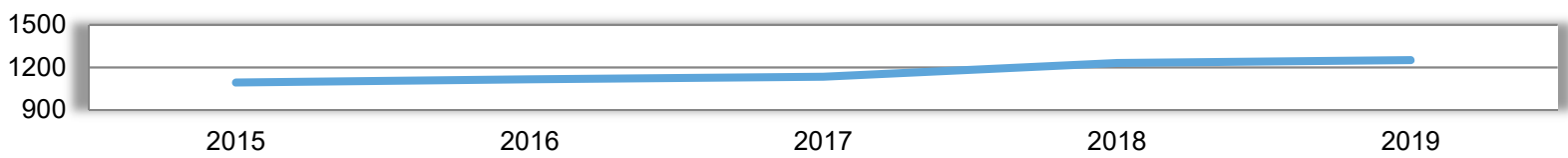
New Transfers



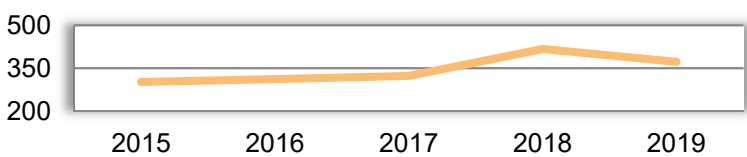
	<u>2015</u>			<u>2016</u>			<u>2017</u>			<u>2018</u>			<u>2019</u>		
	<u>Total</u>	<u>Full-Time</u>	<u>Part-Time</u>	<u>Total</u>	<u>Full-Time</u>	<u>Part-Time</u>	<u>Total</u>	<u>Full-Time</u>	<u>Part-Time</u>	<u>Total</u>	<u>Full-Time</u>	<u>Part-Time</u>	<u>Total</u>	<u>Full-Time</u>	<u>Part-Time</u>
Total Undergraduates	7069	6353	716	7128	6375	753	7180	6419	761	7057	6343	714	6673	5960	713
New Freshmen	1151	1144	7	1209	1202	7	1271	1258	13	1281	1270	11	1086	1077	9
New Transfers	1007	890	117	935	820	115	1007	883	124	921	800	121	783	647	136
Continuing/Returning	4849	4319	530	4930	4353	577	4868	4278	590	4826	4273	553	4769	4236	533
Concurrently Enrolled in High School	62	0	62	54	0	54	34	0	34	29	0	29	35	0	35

GRADUATES

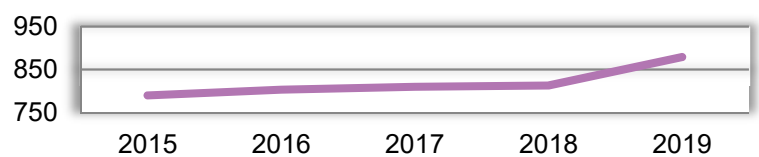
Total Graduates



New



Continuing/Returning



	<u>2015</u>			<u>2016</u>			<u>2017</u>			<u>2018</u>			<u>2019</u>		
	<u>Total</u>	<u>Full-Time</u>	<u>Part-Time</u>	<u>Total</u>	<u>Full-Time</u>	<u>Part-Time</u>	<u>Total</u>	<u>Full-Time</u>	<u>Part-Time</u>	<u>Total</u>	<u>Full-Time</u>	<u>Part-Time</u>	<u>Total</u>	<u>Full-Time</u>	<u>Part-Time</u>
Total Graduates	1092	373	719	1115	345	770	1133	353	780	1230	353	877	1251	349	902
New	302	142	160	312	129	183	323	145	178	417	171	246	372	141	231
Continuing/Returning	790	231	559	803	216	587	810	208	602	813	182	631	879	208	671